






2024066 GAUTENG NORTH MASTERS SUPER 6
MD 60

Box 1

				1.	2.	3.	4.
TSA611018	GE		1. Mark VOS MARK JOUBERT		6-0, 6-2	7-5, 6-4	3-6, 7-5, 1-6
TSA560078	LIM		2. Dan RAMOKGOPA King FATUSE	0-6, 2-6		0-6, 0-6	1-6, 1-6
TSA621016	GN		3. Llewellyn BOOTH Michael BEVERLEY	5-7, 4-6	6-0, 6-0		1-6, 0-6
TSA630084	GC		4. Darryl WEISZ Riaan BOSHOFF	6-3, 5-7, 6-1	6-1, 6-1	6-1, 6-0	

Standings	Points	Wins	Losses	Sets	Games
1. BOSHOFF / WEISZ	6	3	0	6 - 1 (85.71%)	41 - 14 (74.55%)
2. JOUBERT / VOS	4	2	1	5 - 2 (71.43%)	36 - 28 (56.25%)
3. BEVERLEY / BOOTH	2	1	2	2 - 4 (33.33%)	22 - 25 (46.81%)
4. FATUSE / RAMOKGOPA	0	0	3	0 - 6 (0%)	4 - 36 (10%)

Box 2

				1.	2.	3.	4.
TSA570053	KZN		1. Neville WRIGHT Duard BOTHA		6-0, 6-0	6-2, 7-5	Opponent W/O
TSA611115	LIM		2. Gilbert MOLEPO Thomo MASEMOLA	0-6, 0-6		0-6, 2-6	Opponent W/O
TSA610079	GN		3. Tinus VORSTER Jacques PIETERSEN	2-6, 5-7	6-0, 6-2		2-6, 6-2, 3-6
TSA600024	NW		4. Nico WILKENS Friedhelm HUMMEL	W/O	W/O	6-2, 2-6, 6-3	

Standings	Points	Wins	Losses	Sets	Games
1. BOTHA / WRIGHT	6	3	0	6 - 0 (100%)	25 - 7 (78.13%)
2. PIETERSEN / VORSTER	2	1	2	3 - 4 (42.86%)	30 - 29 (50.85%)
3. MASEMOLA / MOLEPO	2	1	2	2 - 4 (33.33%)	2 - 24 (7.69%)
4. HUMMEL / WILKENS	2	1	2	2 - 5 (28.57%)	14 - 11 (56%)

1/2 Playoff

BOSHOFF / WEISZ	BOSHOFF / WEISZ
BOTHA / WRIGHT	3-6, 6-4, 7-5

3/4 Playoff

JOUBERT / VOS	JOUBERT / VOS
PIETERSEN / VORSTER	1-6, 6-1, 10-1

5/6 Playoff

BEVERLEY / BOOTH	
MASEMOLA / MOLEPO	BEVERLEY / BOOTH
	Walkover

7/8 Playoff

FATUSE / RAMOKGOPA	
HUMMEL / WILKENS	FATUSE / RAMOKGOPA
	Walkover