









2019079 KZN SENIORS

Men's Singles Over 35

Main Draw

1	TSA770087	GC	 [1] Russell SCHLUTER	[1] Russell SCHLUTER	
2			A1 BYE		
3	TSA611041	GC	 Fancy MAHLANGU		[1] Russell SCHLUTER
4	TSA710057	GC	 Malatsi MADODA	Malatsi MADODA	6-0, 6-1
5	TSA741075	GE		Duncan HORNE	
6			A3 BYE	Duncan HORNE	
7			BYE		
8	TSA710063	KZN	 Lulamile NOMPUKU	Lulamile NOMPUKU	
9	TSA770132	KZN	 Mark BUTLIN		[1] Russell SCHLUTER
10			A5 BYE	Mark BUTLIN	6-0, 6-1
11			BYE		
12	TSA741035	GE	 Marco PETERSEN	Marco PETERSEN	
13	TSA730040	GE	 Shane CHATZKELOWITZ		[2] Martin MEYER
14			A7 BYE	Shane CHATZKELOWITZ	6-4, 7-6
15			BYE		
16	TSA801048	KZN	 [2] Martin MEYER	[2] Martin MEYER	

Position 3-4

Duncan HORNE	
	Marco PETERSEN
Marco PETERSEN	7-6, 6-2

Position 5-8

Malatsi MADODA	Lulamile NOMPIKU	
Lulamile NOMPIKU	6-4, 6-3	
Mark BUTLIN	Mark BUTLIN	6-1, 6-1
Shane CHATZKELOWITZ	Mark BUTLIN	
	6-1, 7-5	

Position 7-8

Malatsi MADODA (Ret.)	
Shane CHATZKELOWITZ	Retirement

Position 9-16

The diagram illustrates a network structure with the following components and connections:

- Nodes and Labels:**
 - E1:** Labeled **Fancy MAHLANGU**.
 - E2:** Labeled **BYE**.
 - E3:** Labeled **BYE**.
 - E4:** Labeled **BYE**.
 - E5:** Labeled **Fancy MAHLANGU**.
 - E6:** Labeled **BYE**.
 - E7:** Labeled **Fancy MAHLANGU**.
- Connections:**
 - Nodes E1, E2, E3, and E4 are grouped into a single box labeled **BYE**.
 - Nodes E5 and E6 are grouped into a single box labeled **BYE**.
 - Node E7 is connected to the **BYE** box containing E5 and E6.
 - The **BYE** box containing E1, E2, E3, and E4 is connected to the **BYE** box containing E5 and E6.
 - The **BYE** box containing E5 and E6 is connected to the **BYE** box containing E1, E2, E3, and E4.

Position 11-12

BYE
F1
BYE

Position 13-16

BYE
G1
BYE

BYE
G3
BYE

BYE
G2
BYE

Position 15-16

BYE
H1
BYE